

NEW 6" Single Station Parlec Vise by TE-CO

Priced 15-20% less than comparable models, the PWS-6900 has it all.

Featuring the largest opening in its class of **nine inches** and a **more robust main screw** that can handle higher torque loads and transmit higher clamping pressure. The angled slide and locking jaw design prevents lifting of the moveable jaw.



**9 INCH
OPENING!**

Features:

- Up to 8,200 lbs. of clamping force
- Bed height matched to size 2.875" (73.025mm) +/- 0.0005"
- Repeatability within 0.001"
- Hardened vise bed and jaw plates.
- Outside rail edges of the body are machined.
- Sealed bearing system reduces clamping pressure and increases bearing life.
- Stationary jaw has machined keyway for alignment of the vise and includes alignment rail for quick setups.
- Footprint and distance from keyway to stationary jaw same as major competitor.

HIGH QUALITY WITHOUT THE HIGH PRICE!

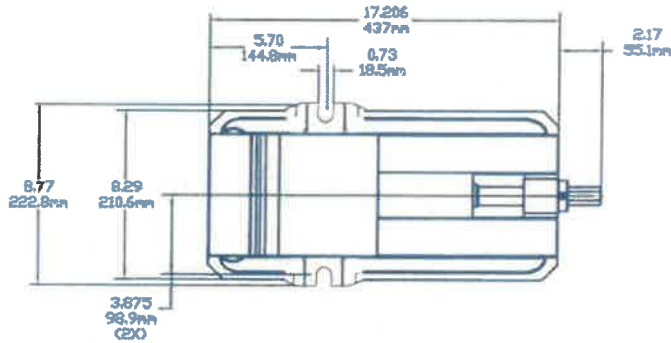
Contact us today for more information

800-543-4071 www.te-co.com

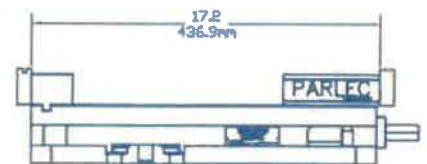
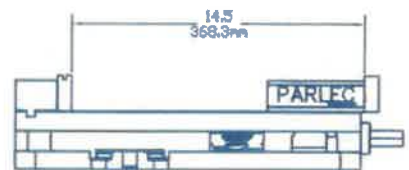
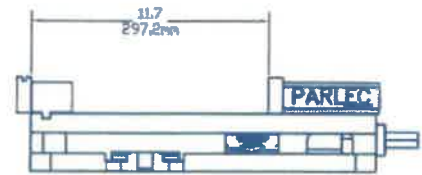
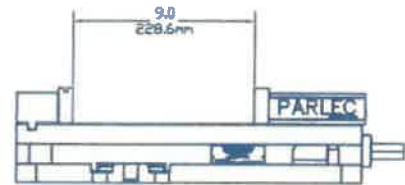
109 Quinter Farm Road Union, OH 45322

PWS-6900 6" Single Station Vise SPECIFICATIONS

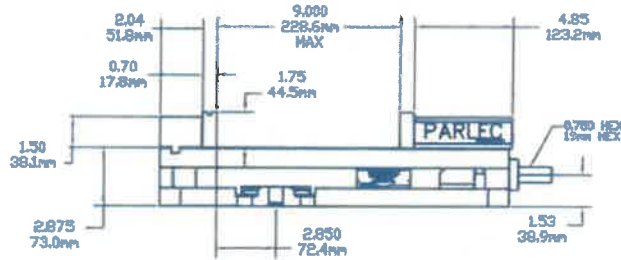
TOP VIEW



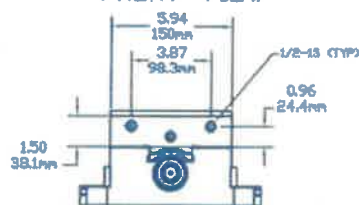
JAW PLATE POSITION



SIDE VIEW



FRONT VIEW



Contact us today for more information



800-543-4071 www.te-co.com
109 Quinter Farm Road Union, OH 45322

NEW PWS-8110
8" Single Station Vise
also available!

